











POOL SAFETY TIPS

NEVER LET YOUR GUARD DOWN!!

-  **Maintain constant adult supervision at all times. Constant adult supervision means “eye-to-eye” contact.**
-  **Install an independent fence completely around the pool. Fences should be five feet high. Gates should be self-closing and self-latching, opening outward, away from the pool.**
-  **Inspect and maintain fence and gate regularly**
-  **Assign an adult Water Watcher to supervise the pool/spa area, especially during social gatherings.**
-  **Look at the pool area first if a child is missing.**
-  **Cover or Empty Inflatable pools (when not in use)**
-  **Mount rescue equipment by the pool, such as lifesaving ring, Shepherd’s Hook, and CPR sign.**
-  **Have a phone near the pool and Post 9-1-1 emergency telephone number on the phone as well as the physical address of the pool.**
-  **Never keep toys around or in a pool.**
-  **Learn CPR.**